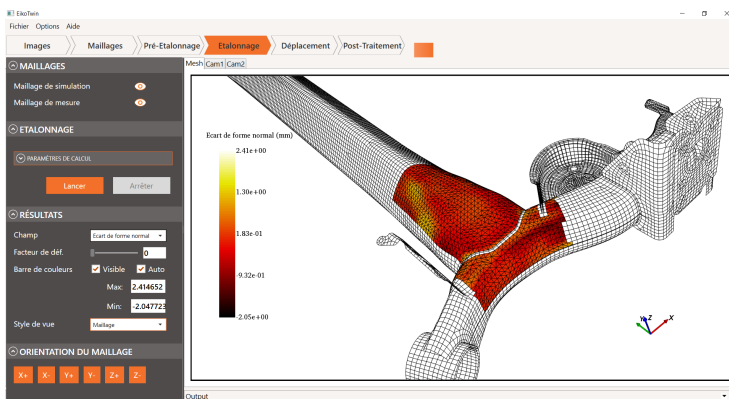




EikoTwin
DIC

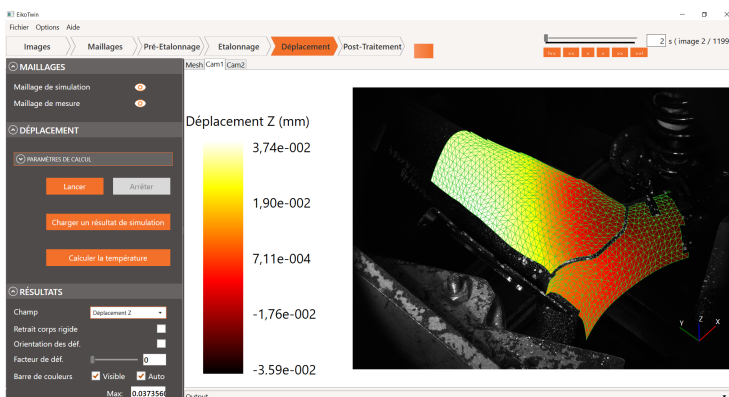


Step 1

Image processing (Digital image correlation) based on the finite element mesh

Automatic calibration around the mesh

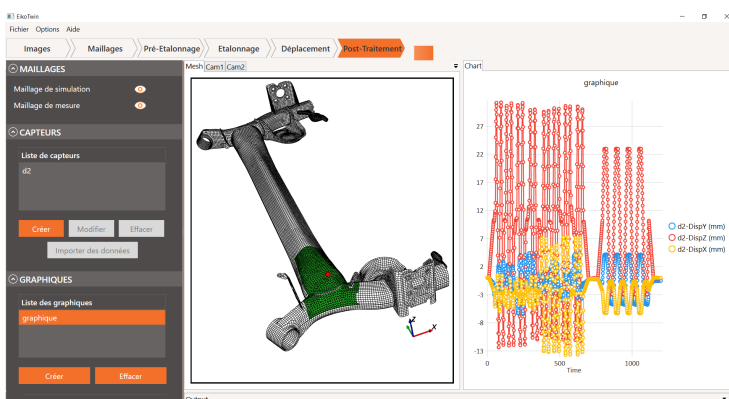
Multi-view (no technical limit to the numbers of cameras)



Step 2

Numerous fields directly accessible : displacements, strains, residual (at pixel scale) on the surface of the part

Export of figures that can be used directly in your reports and presentations



Step 3

Virtual displacement sensors, extensometers and strain gauges.

Test/simulation comparison immediately done with your finite element simulation results (Abaqus odb, csv)



EikoTwin

www.eikosim.com



Pierre Bole
Head of Sales

+33 (0)6 69 67 16 75
pierre.bole@eikosim.com

EikoSim
13 rue Saint-Honoré
78000 Versailles
FRANCE